







TIGHTENING TORQUES (in daN.m)		
Sub-frame front mounting bolt	6.2	
Sub-frame rear mounting bolt	10.5	
Sump bolt	1.4	
Steering shaft yoke mounting bolt	3	
Engine tie-bar bolt	6.2	
Wheel bolt	9	
Gearbox lower rubber mounting nut	4.4	


TIGHTENING TORQUES (in daN.m)		
Alternator upper support mounting bolt (1)	3.8±0.4	
Alternator upper support mounting bolt (2)	3.2±0.3	
Alternator/block tie-rod mounting bolt (3)	6.2±0.6	
Alternator upper mounting bolt (4)	3.2±0.3	
Alternator lower mounting bolt (5)	3.8±0.4	
Compressor support mounting bolt	6.2±0.6	
Compressor mounting bolt	3.2±0.3	
Coolant pump support mounting bolt (6)	6.2±0.6	
Coolant pump mounting bolt	3.1±0.3	
Belt tensioner mounting bolt (7)	6.2±0.6	
Belt tensioner spring mounting bolt (8)	2.1±0.2	
Pulley bolt (9)	3.2±0.3	


TIGHTENING TORQUES (in daN.m or/and °)		
Wheel bolt	9	
Pulley bolt	4.5	
Crankshaft pulley bolt	2 + 135° ± 15°	
Tensioner nut	2.8	
Front right suspended engine mounting cover to engine mounting bolt	6.2	
Front right suspended engine mounting movement limiter mounting bolt	6.2	


TIGHTENING TORQUES (in daN.m or/and °) 	
Wheel bolt	9
Pulley bolt	4.5
Accessories pulley bolt	$2 + 135^\circ \pm 15^\circ$
Tensioner nut	2.8
Exhaust camshaft pulley nuts	$3 + 86^\circ$
Cylinder head cover bolt	1.2
Oil separator bolt	1.3
Suspended engine mounting bolt	6.2
Engine tie-bar bolt	6.2
Camshaft phase shifter bolt	10

TIGHTENING TORQUES (in daN.m) 	
Inlet manifold mounting bolt	1.1 ± 0.2
Injectors support bolt	2.1 ± 0.2

TIGHTENING TORQUES (in daN.m) 	
Exhaust manifold mounting nuts	1.8 ± 0.2
Inlet manifold mounting nuts	1.1 ± 0.2
Engine tie-bar	6.2 ± 0.6

TIGHTENING TORQUES (in daN.m) 	
Alternator upper mounting bolt	3.2 ± 0.3
Alternator lower mounting bolt	3.8 ± 0.4

TIGHTENING TORQUES (in daN.m) 	
Starter mounting bolt	3

TIGHTENING TORQUE (in daN.m) 	
Coolant pump mounting bolt	1.7

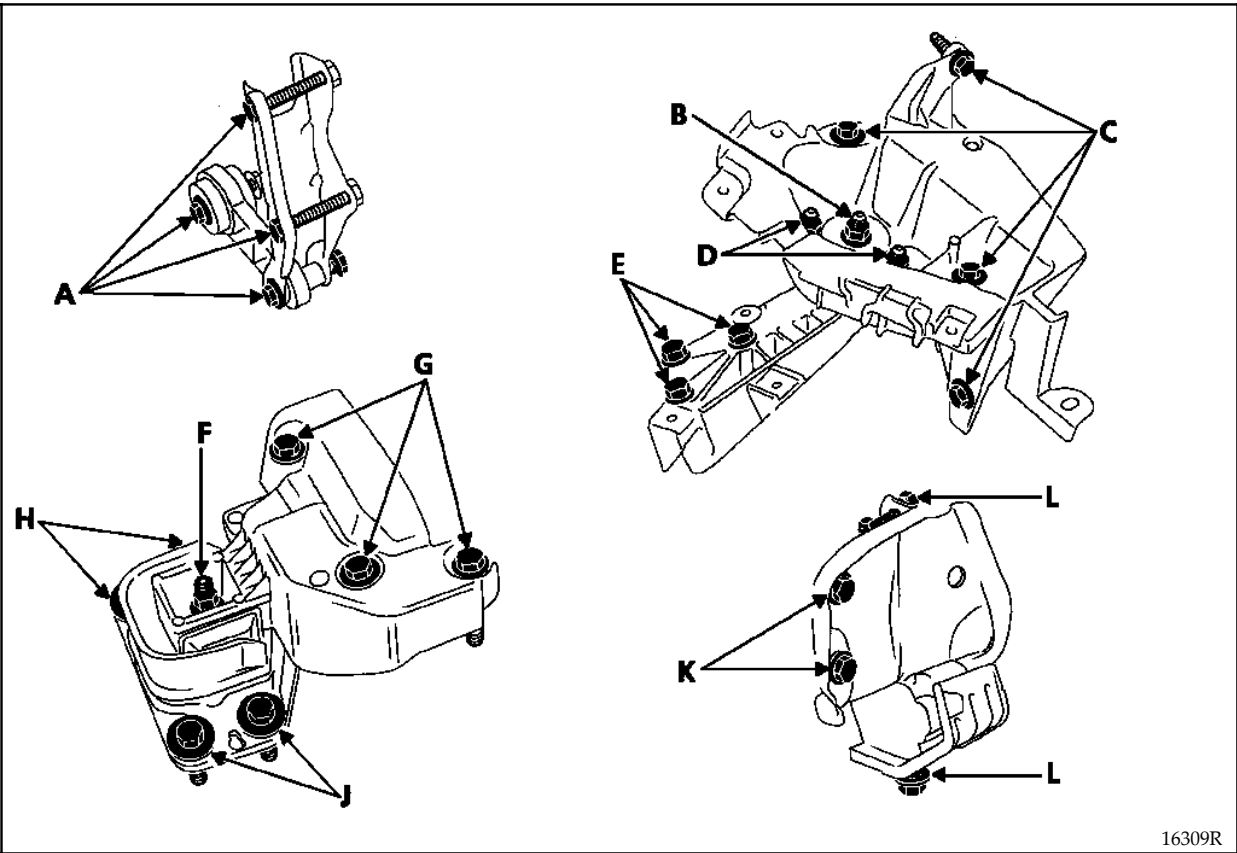
ENGINE MOUNTING SYSTEM

TIGHTENING TORQUE (daN.m)



A	6.2
B	6.2
C	2.1
D	2.1
E	6.2
F	4.4

G	6.2
H	6.2
J	6.2
K	6.2
L	4.4



CLUTCH


TIGHTENING TORQUE (en daN.m)	
Cover mounting bolt	2




TIGHTENING TORQUE (in daN.m)	
Flywheel bolt	5.5





REAR BEARING ELEMENTS

Tightening torques (in daN.m)		
Wheel bolts	9	
Brake caliper mounting bolt	10	
Rigid pipe union	2	
Bleed screw	0.6	


REAR BEARING ELEMENTS Brake hub / disc

TIGHTENING TORQUE (in daN.m)		
Caliper yoke mounting bolt	6	
Wheel bolt	9	
Stub axle nut	17.5	

TIGHTENING TORQUES (in daN.m)		
Wheel bolts	9	
Wheel nuts	17.5	
Caliper yoke bolt	6	


TIGHTENING TORQUES (in daN.m)		
Wheel bolts	9	
Caliper yoke bolt	6	
Stub axle mounting bolt M10 x 150	5.7	
M8 x 125	2.9	
ABS sensor mounting bolt	0.8	

STEERING ASSEMBLY Power steering unit

TIGHTENING TORQUES (in daN.m)		
Wheel bolts	9	
Universal joint bolt	2.5	
Engine tie-bar nut	6.2	
Steering unit to sub-frame mounting nuts	5	
Steering ball joint nut	3.7	


STEERING ASSEMBLY

Mechanical power steering pump

TIGHTENING TORQUES (in daN.m)		
Alternator upper mounting bolt(4)	3.2	
Alternator lower mounting bolt(5)	3.8	
Belt tensioner mounting bolt (7)	6.2	
Belt tensioner spring mounting bolt (8)	2.1	
Power steering pump pulley bolt	0.8	
Power steering pump mounting bolt	3.2	

AIR CONDITIONING

Compressor

TIGHTENING TORQUES (In daN.m)		
Pressure relief valve on evaporator bolt	0.6	
Connecting pipes on pressure relief valve nut	0.8	
Pressure relief valve connecting pipe on dehydration canister retaining bolt	0.8	
Condenser connecting pipe on dehydration canister retaining bolt	1.2	
Compressor connecting pipe on condenser retaining bolt	0.8	
Connecting pipes on compressor retaining bolt	0.8	
Compressor retaining bolt	2.1	
Circuit pressure sensor	1.1	
Compressor mounting bolt	3.2	